

Full
Body
tiles

PORCELONA

G R O U P

EXPRESS Series

Catalogue 2024

600x
600MM

EXPRESS Series —

Catalogue 2024




Introduction Express series

The Express Series, where Durability Meets Elegance. Our tiles are designed to thrive in high-traffic areas, combining robust construction with stunning visuals. Whether in busy corridors or serene home spaces, these tiles deliver exceptional performance and versatility. With their rich, long-lasting color palette, they're the perfect choice for areas where style and longevity are essential. Elevate your space with the Express Series - a testament to the beauty of simplicity.

Inspire from The Nature

As one of the leadin manufactures of ceramic tiles in India, We manufacture Nature's beauty inspires our ceramic tiles, crafted to elevate the charm of any space. Our full-body tiles come in a range of styles and sizes, each one a masterpiece of design and craftsmanship. The soothing colors and rich textures will captivate your senses, transforming your space into a art of serenity. we stay ahead of the curve, incorporating the latest trends in interior design and architecture to bring you the perfect blend of creativity and comfort.

600x
600MM



600x
600MM

PORCELONA
G R O U P

Usage Areas

Express Series, a tile designed to thrive in even the most demanding environments. With its full-body design, the color is infused throughout the tile, ensuring a uniform and long-lasting finish. Perfect for high-traffic areas like parking lots, hallways, schools, airports, malls, hotels, and commercial spaces. But its durability doesn't stop there - it's also ideal for your home's outdoor areas, such as patios and walkways that need to withstand daily wear and tear. Experience the beauty and strength of the Express Series in your next project.



INTERIOR



BATHROOM



RESIDENTIAL



COMMERCIAL



HOSPITALS




URBAN
CENTERS





GYM


Specifications Of Products


Introducing our exquisite full-body tiles, designed to bring timeless elegance to your space. Available in a range of 600x600mm and 8mm thick, these porcelain and ceramic masterpieces boast exceptional durability and versatility. With a low water absorption rate, they thrive in wet areas like bathrooms and kitchens. Choose from a palette of surface finishes, from polished to matte, to match your unique style. Enjoy hassle-free maintenance with their resistance to stains, scratches, and fading. Perfect for floors and walls, these stunning tiles are ideal for residential and light commercial spaces. Explore our diverse range of colors and designs to unlock endless possibilities for creative expression.


- 


FREEZE
RESISTANCE
- 


SOLID
BODY
- 

EASY TO
MAINTAIN
- 



ECOLOGICAL &
SUSTAINABLE
- 

ZERO
MAINTENANCE
- 

ZERO
MAINTENANCE
- 

LOW WATER
ABSORPTION
- 


IMPACT
RESISTANCE



Design Name:

**Express
Carbon**

Finish	Thickness	600x
MATT	8MM	600MM





Express
Carbon

Design Name:

Express
Choco

Finish	Thickness	600x
MATT	8MM	600MM






Express
Choco

Design Name:

Express
Dessert

Finish	Thickness	600x
MATT	8MM	600MM






Express
Dessert

Design Name:

Express
Earth

Finish	Thickness	600x
MATT	8MM	600MM





Express
Earth

Design Name:

**Express
Lava**

Finish	Thickness	600x
MATT	8MM	600MM






Express
Lava

Design Name:

Express
Olive

Finish	Thickness	600x
MATT	8MM	600MM






Express
Olive

Design Name:

Express
Soil

Finish	Thickness	600x
MATT	8MM	600MM





Express
Soil

Technical Specification

TECHNICAL DETAILS	STANDARD AS PER ISO-13006/EN176 GROUP BIa	MEAN VALUE OF FULL BODY VITRIFIED TILES	METHOD OF TEST
Deviation In Length & Width	±0.60%	±0.10%	ISO-10545-2
Deviation In Thickness	+5.00%	+2.00%	ISO-10545-2
Straightness Of Sides	±0.50%	±0.10%	ISO-10545-2
Surface Flatness	±0.50%	±0.10%	ISO-10545-2
Water Absorption	≤ 0.50%	E ≤ 0.03%	ISO-10545-3
Breaking Strength	1300 N	2000 N	ISO-10545-4
Abrasion Resistance	Max. 175mm	Max. 145mm ³	ISO-10545-6
Moh's Hardness	Min. 6	≤ 6*	En101
Frost Resistance	Frost Proof	Frost Proof	ISO-10545-12
Thermal Shock	No Damage	No Damage	ISO-10545-9
Moisture Expansion	Nil	Nil	ISO-10545-10
Thermal Expansion	<9 x 10 ⁻⁶	<5 x 10 ⁻⁶	ISO-10545-8
Resistance of House Hold Chemical	No Damage	No Damage*	ISO-10545-13
Stain Resistance	Resistance	Resistance*	ISO-10545-14
Slip Resistance(friction Co Efficient)	> 0.40	> 0.40	ISO-10545-17

SIZE	PCS./BOX	WEIGHT / BOX (Approx)		COVERAGE AREA / BOX
		POLISHED	MATT	
600x600mm	4 Pcs.	25 Kg.	25 Kg.	1.44 mtr ²

PORCELONA

G R O U P

www.porcelona.com

Follow Us On :   