

www.porcelona.com




PORCELONA PORSELEN VE DOĞALTAŞ İTHALAT VE İHRACAT LTD ŞTİ

Address / Adres :Nazenin Konakları No: 2/A Çengelköy / Üsküdar 34688 İstanbul

Contact / İletişim Tel / Fax: 00 90 216 755 77 17

www.porcelona.com



PORCEIIONA  
● ● ● ● ● Stone



This is what makes the new Ribbon series, a stunning centerpiece for your pastel design concept and amaze when enhanced with backlighting technology. An absolute novelty that will inspire your creativity. Many different graphics and colors in single effect, that replicate the natural ability of the stones to filter the light. Hotels, restaurants, offices, shops and sophisticated residential environments. Light up your projects with Ribbon Series.

PRESENTING THE FULLBODY



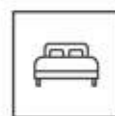
Beautiful and durable surfaces for extravagant spaces

Available Thickness

11mm 9.5mm



Interior  
Application  
Areas



Bedroom



Dining Room



Bathroom



Living Room




Kitchen




600x  
1200mm

Available  
Sizes



600x  
600mm







Exploring the  
magnificent glory  
of surfaces

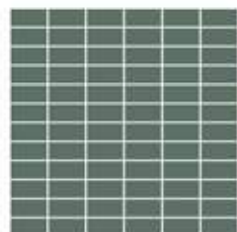
**MATT  
FINISH &  
LINNER & BLAST  
EFFECT**








Brick Bone  
45x145



Rectangle  
23x48



Hexagon  
48x55.4



Square  
48x48





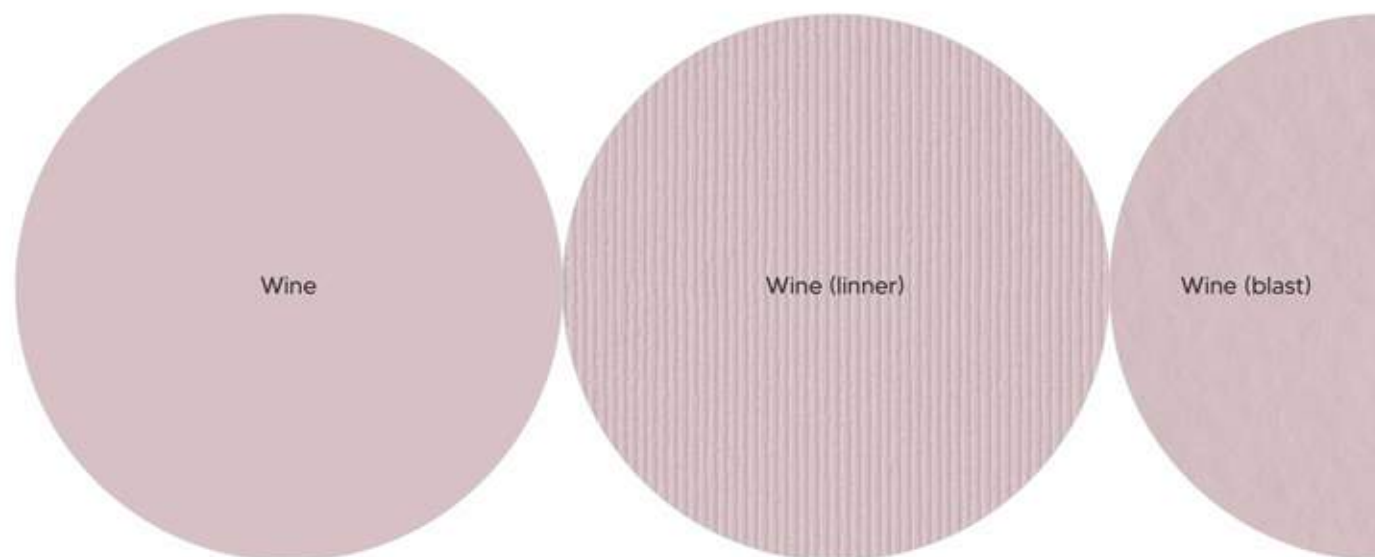
Herring Bone  
73x23



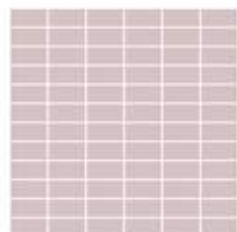
**MATT  
FINISH &  
LINNER & BLAST  
EFFECT**









Brick Bone  
45x145



Rectangle  
23x48



Hexagon  
48x55.4




Square  
48x48



Herring Bone  
73x23













Brick Bone  
45x145



Rectangle  
23x48



Hexagon  
48x55.4





Square  
48x48




Herring Bone  
73x23








Brick Bone  
45x145



Rectangle  
23x48



Hexagon  
48x55.4




Square  
48x48




Herring Bone  
73x23









Brick Bone  
45x145



Rectangle  
23x48




Hexagon  
48x55.4





Square  
48x48



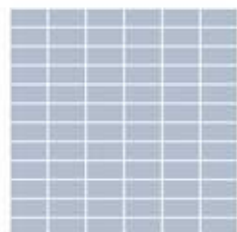
Herring Bone  
73x23








Brick Bone  
45x145



Rectangle  
23x48



Hexagon  
48x55.4





Square  
48x48

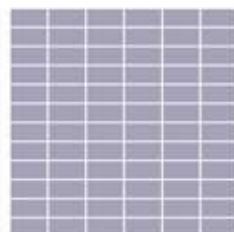


Herring Bone  
73x23






Brick Bone  
45x145



Rectangle  
23x48



Hexagon  
48x55.4





Square  
48x48




Herring Bone  
73x23








Brick Bone  
45x145



Rectangle  
23x48



Hexagon  
48x55.4




Square  
48x48



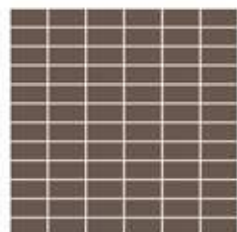
Herring Bone  
73x23








Brick Bone  
45x145



Rectangle  
23x48



Hexagon  
48x55.4





Square  
48x48



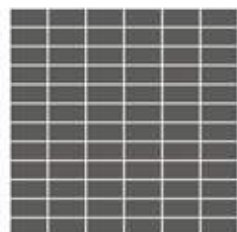
Herring Bone  
73x23









Brick Bone  
45x145



Rectangle  
23x48



Hexagon  
48x55.4



Square  
48x48



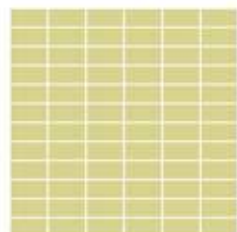
Herring Bone  
73x23








Brick Bone  
45x145



Rectangle  
23x48



Hexagon  
48x55.4





Square  
48x48



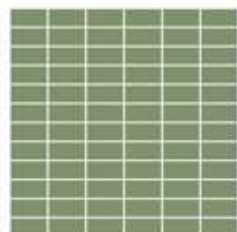
Herring Bone  
73x23









Brick Bone  
45x145



Rectangle  
23x48



Hexagon  
48x55.4





Square  
48x48




Herring Bone  
73x23








Brick Bone  
45x145



Rectangle  
23x48



Hexagon  
48x55.4



Square  
48x48





Herring Bone  
73x23



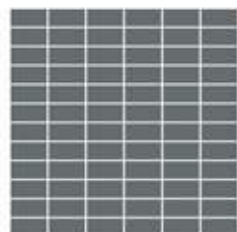
**MATT  
FINISH &  
LINNER & BLAST  
EFFECT**









Brick Bone  
45x145



Rectangle  
23x48



Hexagon  
48x55.4





Square  
48x48




Herring Bone  
73x23








Brick Bone  
45x145



Rectangle  
23x48



Hexagon  
48x55.4



Square  
48x48






Herring Bone  
73x23




**MATT  
FINISH &  
LINNER & BLAST  
EFFECT**








Brick Bone  
45x145



Rectangle  
23x48



Hexagon  
48x55.4

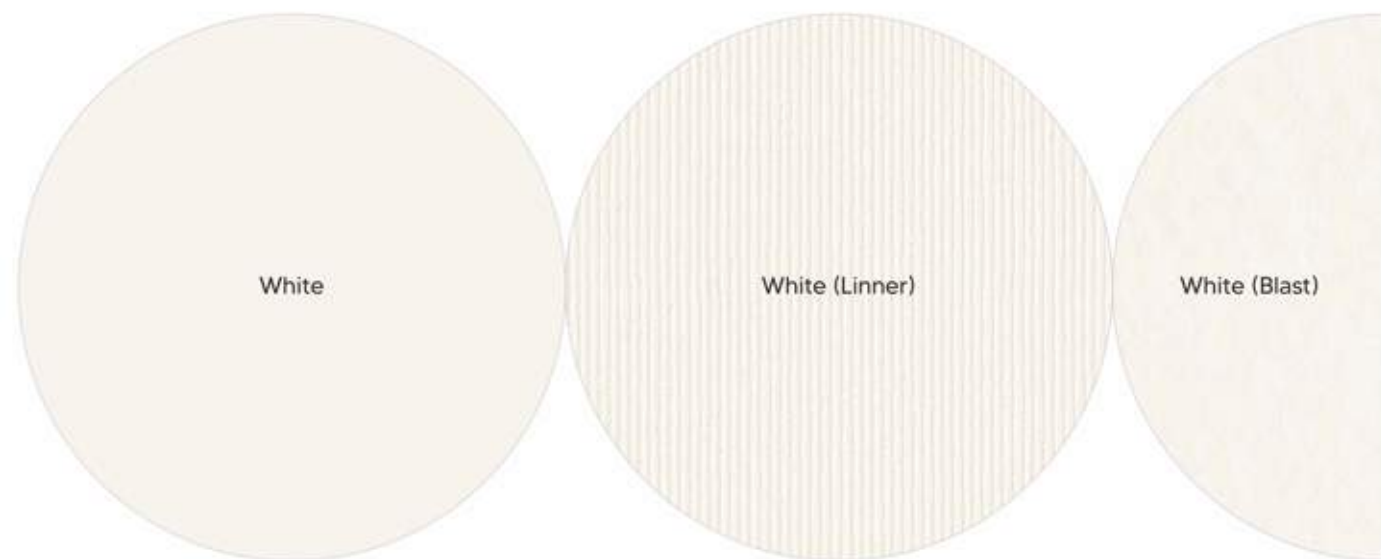


Square  
48x48



Herring Bone  
73x23







## Technical Features



**Wide Range of  
Colors, Sizes,  
Thicknesses & Finishes**

The surfaces are available in a wide variety to fit in all types of spaces.



**Hygienic  
Surfaces**

Fully safe and compatible with food. It is very easy to clean.



**Easy to  
Clean**

No special cleaning products required.



**Unalterable  
Colours**

Without any organic pigment, the color of the surfaces can resist UV radiation and extreme climatic conditions.



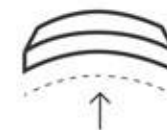
**Heat  
Resistant**

The surfaces are made of high-temperature resistant material.



**Chemical  
Resistant**

The surfaces are resistant to detergents and disinfectants.




**Breaking  
Strength**

It's thinness provides great resistance to bending.



**Environment  
Friendly**

100% Natural. These surfaces do not release any substances, also it can be easily milled and recycled.



**Stain  
Resistant**

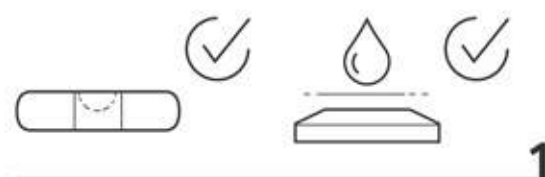
The surfaces do not stain when in contact with acids such as lemon or with cleaning products such as bleach or ammonia.



**Frost  
Resistant**

The surfaces are resistant to frost.

# Tiles Laying Instructions



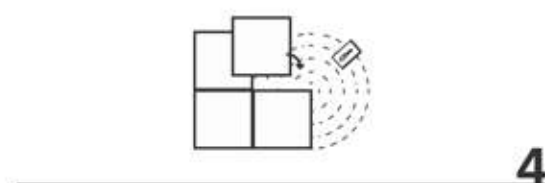
The substrate to be tiled must be perfectly leveled. We recommend that damp areas be waterproofed before hand and the levelling in the adhesive layer must be uniform to prevent the emergence of tile edges.



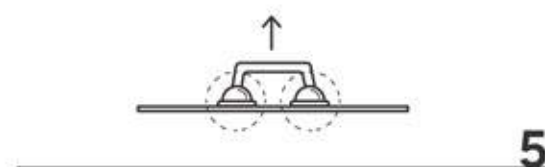
For better bonding strength of the adhesive, we recommend first cleaning the surface to be tiled.



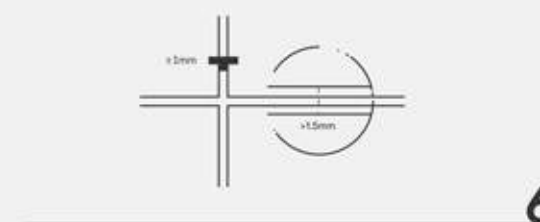
The type of adhesive to be used is determined by the properties of the substrate to be tiled, as well as the type of the chosen ceramic tile, the tile format and the end use.



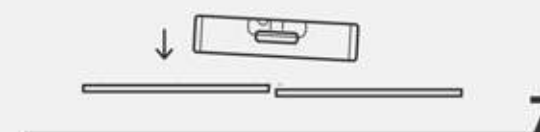
The thin-bed installation method is recommended with a flexible adhesive. For 3+ mm pieces with a glass fibre base, the buttering-floating technique is recommended, paying special attention to fully covering the corners.



Careful handling is advisable to prevent nipped edges, chipping or scratches on the tile surface.



The separation between pieces must be more than 1.5 mm. The cross-spacers to be used must be at least 1 mm.



We recommend that you compensate the levelling for any possible movement or contraction of already-installed material. This procedure will prevent most minor differences in levels.



We recommend that you consider the inclusion of perimeter joints, which will help absorb any movements after installation. If the substrate already has structural joints or dividing joints, these must be respected when ceramic tiles are installed.



The installation joints must be empty and free of bonding materials and traces of dirt and grime. In this way, the adhesion of the grout will be improved and will be more effective.



When laying floor coverings, and once the ceramic tile is laid, we recommend that you protect the surface until the building project is complete. Following this procedure will safeguard the material and will make cleaning easier.



# A MARK OF NATURE & DURABILITY

## TECHNICAL SPECIFICATION

Sr. No.	CHARACTERISTIC	STANDARD AS PER IS 15622:2006 GROUP BIA	MEAN VALUE OF OUR VITRIFIED TILES
1	Deviation in Length & Width	± 0.6%	± 0.4%
2	Deviation In Thickness	± 0.5%	± 0.4%
3	Straightness of Sides	± 0.5%	± 0.4%
4	Rectrangularity	± 0.6%	± 0.5%
5	Surface Flatness	± 0.5%	± 0.5%
6	Hardness on Mohs Scale	> 6	> 7
7	Water Absorption	< 0.5%	≤ 0.05%
8	Flexural Strength (Mor)	> 35 N/mm <sup>2</sup>	> 40 N/mm <sup>2</sup>
9	Abrasion Resistance	< 175 N/mm <sup>2</sup>	< 145 N/mm <sup>2</sup>
10	Sjid Resistaance	> 0.4	> 0.4
11	Bulk Density	> 2	> 2.4
12	Crost Resistance	Frost Proof	Frost Proof
13	Chemical Resistance	No Damage	No Damage
14	Thermal Shock Resistance	No Damage	No Damage
15	Thermal Expansion	< 9x10	< 6x10
16	Stain Resistance	Resistance	Resistance
17	Moisture Expansion	Nill	Nill
18	Glossiness	Gloss Meter	Min. 90 reflection
19	Breaking Strength	1300 N	2000 N





## Note

PORCELONA  
— MORE THAN A PORCELAIN —

[www.porcelona.com](http://www.porcelona.com)

PORCELONA PORSELEN VE DOĞALTAŞ İTHALAT VE İHRACAT LTD ŞTİ

Address / Adres :Nazenin Konakları No: 2/A Çengelköy / Üsküdar 34688 İstanbul

Contact / İletişim Tel / Fax: 00 90 216 755 77 17

[www.porcelona.com](http://www.porcelona.com)